



Damon

Email: [damon@forcerigging.com](mailto:damon@forcerigging.com)

Add: Tangxi Town, Yinzhou District, Ningbo, China

Ningbo Force Auto Parts Co., Ltd

Ningbo Force Rigging Co., Ltd




## ABOUT US

We are a factory producing ratchet straps and slings, the products are not only high quality but also low cost, all products are CE and TUV GS certified. In the past 16 years, with the efforts of the entire team of the company, we have grown from a factory of only 1,000 square meters to a factory of more than 20,000 square meters. Now we start OEM for other factories and we have the ability to complete all production processes independently. Through everyone's efforts, the company has grown from a small factory with only 20 workers to more than 200 employees. Today, the company has also established a complete enterprise system, and the systems of various departments are sound.

The company adopts the mode of self-production and self-sale, and supplies to more than 30 countries in the world. In the past five years, the company's output has grown steadily at an annual rate of 20%, and its scale has also continued to expand. We have the ability and confidence to become the industry leader. If you trust us, please choose us as one of your suppliers. Let us grow together for mutual benefit and win-win.



QUALITY CONNECT WORLDWIDE  
WIN THE FUTURE



# PROCESS FLOW



1  
on process



2  
Dyeing



3  
Printing

4  
Cutting



5  
Sewing



7  
Packaging




6  
Assembly Line



8  
Testing



9  
Encasement



# **CORNER PROTECTORS**




# CREATE YOUR OWN PRODUCT

In our portfolio, you will find standard products but as a manufacturer, we will give you the opportunity to figure your own product.




## 1 CHOOSE LASHING CAPACITY

We have different lashing capacities available for different applications and you should always consider the type of cargo you need to protect. Heavy duty calls for the most durable webbing available.



## 2 CHOOSE WEBBING



Some colors have become the industry standard, but we have the ability to produce webbing in different colors.

QUALITY CONNECT WORLDWIDE  
WIN THE FUTURE

## 3 CHOOSE LENGTH

We have the ability to manufacture any length of webbing.



## 4 CHOOSE HOOKTYPE

We have the ability to manufacture any length of webbing.



The most popular hook is the Double J hook, but we know that different goods or different industries create specific needs, which is why we offer a wide range of hooks.





**QLAUTO-50020-1**  
**50MM3T CAR TIE DOWN**



**QLAUTO-50020-1**  
**50MM3T CAT TIE DOWN**



**QLAUTO-50020-3**  
**50MM5T CAT TIE DOWN**



**QLAUTO-50020-4**  
**50MM4T CAT TIE DOWN**



**QLAUTO-50020-5**  
**50MM4T CAT TIE DOWN**



**QLAUTO-38020-1**  
**38MM3T CAT TIE DOWN**



**QLAUTO-50020-1**  
**50MM4T CAT TIE DOWN**



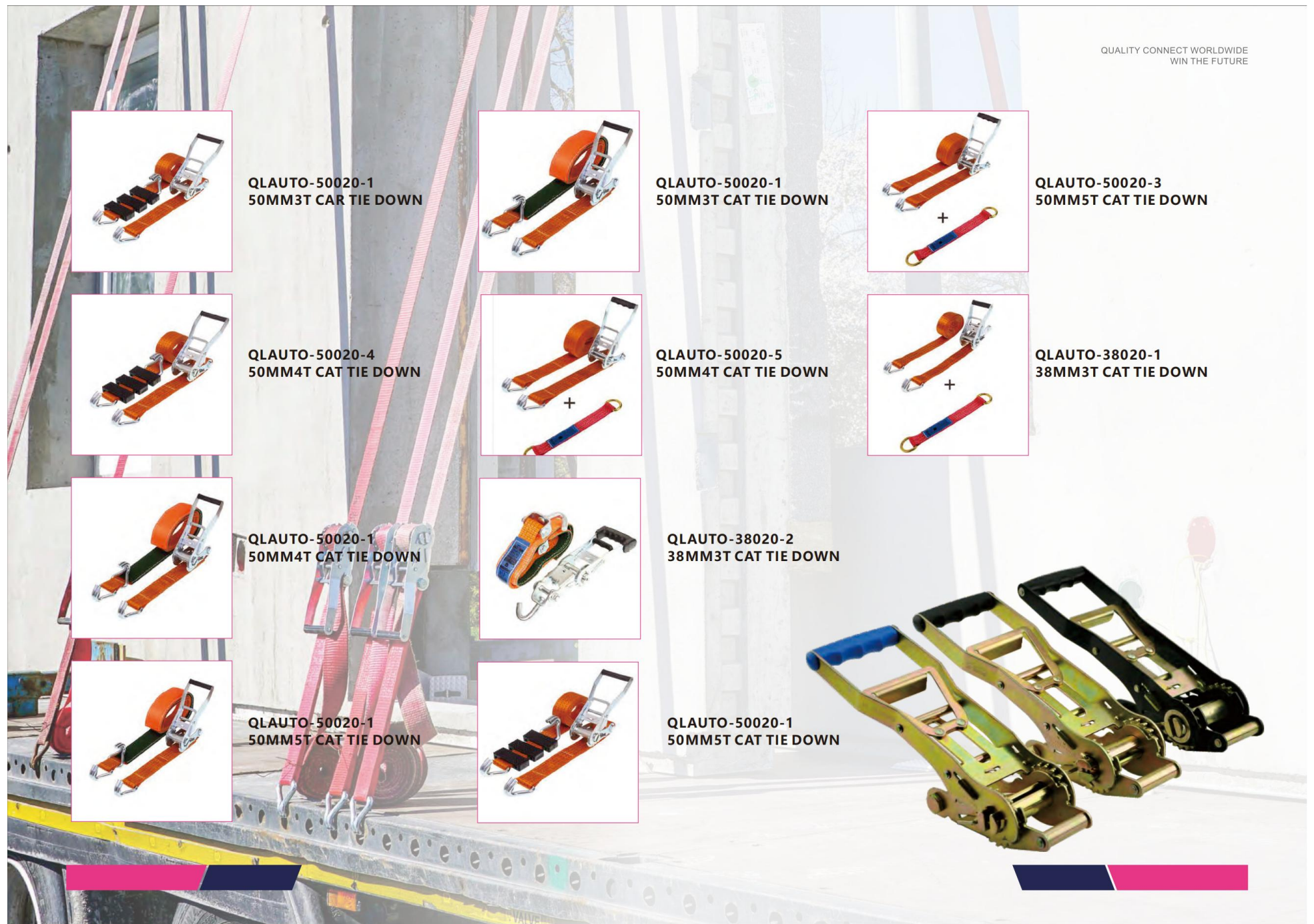
**QLAUTO-38020-2**  
**38MM3T CAT TIE DOWN**



**QLAUTO-50020-1**  
**50MM5T CAT TIE DOWN**



**QLAUTO-50020-1**  
**50MM5T CAT TIE DOWN**



## RATCHET STRAPS







QUALITY CONNECT WORLDWIDE  
WIN THE FUTURE



QL2502-1  
25MM BS:800KGS



QL2502-2  
25MM BS:800KG



QL2504-1  
25MM BS:700KG



QLUS5002-1  
50MM BS:1000LBS



QLUS35002-1  
35MM BS:4400LBS



QLUS38002-1  
38MM BS:6600LBS



QL2502-1  
25MM BS:800KGS



QL2502-2  
25MM BS:800KG



QLUS2801-1  
28MM BS:1500KGS



QLUS5002-2  
50MM BS:1000LBS



QLUS5002-3  
50MM BS:1000LBS



QLUS38002-1  
38MM BS:6600LBS



QL2504  
25MM BS:250KGS



QLEU2502-4  
25MM BS:800KGS



QLEU3503-1  
35MM BS:2000KGS



QLUS5003-1  
50MM BS:1000LBS



QLUS5001-1  
50MM BS:4400LBS



QLE50001  
50MM BS:4400LBS



QLEU3503-2  
35MM BS:2000KGS



QLEU3801-2  
38MM BS:3000KGS



QLEU3801-3  
38MM BS:3000KGS



QLUS5004-1  
50MM BS:1000LBS



QL250001  
25MM BS:800KGS





**QLEU5002-1**  
50MM BS:5000KGS



**QLEU5002-2**  
50MM BS:5000KGS



**QLEU5002-3**  
50MM BS:5000KGS



**QLEU5002-4**  
50MM BS:5000KGS



**QLEU5002-4**  
50MM BS:5000KGS



**QLEU5002-1**  
50MM BS:5000KGS



W.L.L.3333LBS/1515KGS B/S:10000LBS/4545KGS



W.L.L.3333LBS/1969KGS B/S:13000LBS/5909KGS



W.L.L.4333LBS/1969KGS B/S:13000LBS/5909KGS



W.L.L.5000LBS/2272KGS B/S:15000LBS/6




W.L.L.5000LBS/2272KGS B/S:15000LBS/6819KGS



W.L.L.800LBS/2272KGS B/S:15000LBS/6



W.L.L.100LBS/454KGS B/S:3000LBS/1363KGS



W.L.L.835LBS/379KGS B/S:2500LBS/1136KGS



## WEBBING






QUALITY CONNECT WORLDWIDE  
WIN THE FUTURE

# DISPOSABLE SLINGS

FROM 450 UPT 2700 kg



## AVAILABLE TYPES

STANDARD WIDTH[L]:

L	WEIGHT
60mm	2700kg
50mm	2250kg
50mm	1800kg
35mm	1350kg
35mm	900kg
25mm	750kg
25mm	600kg
25mm	450kg





QUALITY CONNECTIONS WITH POLYESTER FIBRE

**Specification:**

RE-useable webbing slings manufactured in accordance with BS 3481 Pt.2 1983 F:S 7:1(re-useable),DIN-EN 1492-1 and the essential requirements of the European Machinery Directive.

Color coded and stripped for WLL(working load limit) identification. Manufactured from 100% high tenacity continuous filament polyester fibre. All webbing slings are individually numbered and are fully traceable. Every single webbing sling is labeled and certificated in accordance with the relevant standard together with information about safety use and maintenance.

**Available:**

Simplex, duplex& quadruplex ply standard slings, single and double endless slings, twin sling etc. In standard and long length up to 300mm width. With flat or becket (folded) eyes with or without re-inforcement. Label printed with customer logo on request.



Webbing Width(mm)	Load capacity (colour)	Working Load Limit with 1 webbing sling					Working Load Limit with 2 webbing sling			
		Straight lift	Choked lift	β			Straight lift up to 45°	Choked lift up to 45°	Straight lift 45°-90°	Choked lift 45°-90°
				0°-7°	7°-45°	45°-90°				
30	WLL1T	1.0	0.8	2.0	1.4	1.0	1.4	1.12	1.0	0.8
60	WLL2T	2.000	1.600	4.000	2.800	2.000	2.800	2.240	2.000	1.600
90	WLL3T	3.000	2.400	6.000	4.200	3.000	4.200	3.360	3.000	2.400
120	WLL4T	4.000	3.200	8.000	5.600	4.000	5.600	4.480	4.000	3.200
150	WLL5T	5.000	4.000	10.000	7.000	5.000	7.000	5.600	5.000	4.000
180	WLL6T	6.000	4.800	12.000	8.400	6.000	8.400	6.720	6.000	4.800
240	WLL8T	8.000	6.400	16.000	11.200	8.000	11.200	8.960	8.000	6.400
300	WLL10T	10.000	8.000	20.000	14.000	10.000	14.000	11.200	10.000	8.000

lifting eye types		physical information chart	
	1.flat eye		polyester
	2.Reversed eye	Elongation at breaking force	ca.12%
	3.Folded eye 1/2 width from 1 side	Elongation at WLL	ca.3%
	4.Folded eye 1/2 width from 2 side	Elongation -resistance in wet condition	100%
	5.Folded eye 1/3 width	Compared wear-resistance	80
		Specific weight	1.38

**Specification:**

Manufactured in accordance with BS 6668 Pt.2 1987,DIN-EN 1492-2 and essential requirements of European Machinery Directive. The load bearing core of a round sling is manufactured from 100% high tenacity continuous filament polyester fibre which is protected by an abrasion resistance tubular polyester webbing cover.

Color coded and striped for WLL(Working Load Limit) identification. All round slings are individually numbered and are fully traceable. Every single round sling is labeled and certificated in accordance with relevant standard together with information about safety use and maintenance.

**Available:**

In lengths up to 18 meter working(36m circumference). Capacity up to 20 ton WLL(Working Load Limit) per sling. Label printed with customer logo on request.

Webbing width(mm) single ply	Load capacity (colour)	Working Load Limit with 1 round sling							Working Load Limit with 2 round sling			
		Straight lift	Choked lift	β				Straight lift up to 45°	Choked lift up to 45°	Straight lift 45°-60°	Choked lift up to 45°-60°	
				0°-7°	7°-45°	45°-60°	up to 45°					45°-60°
30	WLL1T	1.000	800	2.000	1.400	1.000	700	500	1.400	1.120	1.000	800
60	WLL2T	2.000	1.600	4.000	2.800	2.000	1.400	1.000	2.800	2.240	2.000	1.600
90	WLL3T	3.000	2.400	6.000	4.200	3.000	2.100	1.500	4.200	3.360	3.000	2.400
120	WLL4T	4.000	3.200	8.000	5.600	4.000	2.800	2.000	5.600	4.480	4.000	3.200
150	WLL5T	5.000	4.000	10.000	7.000	5.000	3.500	2.500	7.000	5.600	5.000	4.000
180	WLL6T	6.000	4.800	12.000	8.400	6.000	4.200	3.000	8.400	6.700	6.000	4.800
240	WLL8T	8.000	6.400	16.000	11.200	8.000	5.600	4.000	11.200	8.960	8.000	6.400
300	WLL10T	10.000	8.000	20.000	14.000	10.000	5.600	4.000	14.000	11.200	10.000	8.000

The Number of Endless Webbing,Items Number,Working Loading Limited							
Items Number	As an Example Safety Factor 6:1 Width(mm)	W.LL(t)	Safety working load				
			Vertical	Choker	Basket Loading		
					α < 7°	α < 7°	45° < α < 60°
SP010	25/38	1	1	0.8	2	1.4	1
SP020	50	2	2	1.6	4	2.8	2
SP030	75	3	3	2.4	6	4.2	3
SP040	100	4	4	3.2	8	5.6	4
SP050	125	5	5	4.0	10	7.0	5
SP060	150	6	6	4.8	12	8.4	6
SP080	200	8	8	6.4	16	11.2	8
SP100	250	10	10	8.0	20	14.0	10
DP020	25/38	2	2	1.6	4	2.8	2
DP040	50	4	4	3.2	8	5.6	4
DP060	75	6	6	4.8	12	8.4	6
DP080	100	8	8	6.4	16	11.2	8
DP100	125	10	10	8.0	20	14.0	10
DP120	150	12	12	9.6	24	16.8	12
GP160	200	16	16	12.8	32	22.4	16
DP200	250	20	20	16.0	40	28.0	20
DP240	300	24	24	19.2	48	33.6	24

# *Corner protector*





QUALITY CONNECT WORLDWIDE  
WIN THE FUTURE  
**HIGH QUALITY STRAPS  
COMPONENTS**

RUBBER SLEEVE  
STABILIZER



STABILIZATING  
CUBES



CROSSING  
BELT „D“ TYPE



CROSSING  
BELT „TRIANGLE“



CROSSING  
BELT „NON-IRON“



48" 2040 G Corner protector



4" 89G Corner protector



4" 52G Corner protector



2" 21G Corner protector



12" 420G Corner protector



6" 160G Corner protector



24" 965G Corner protector



4" Corner protector



6" 170.5G Corner protector



6" 144G Corner protector





# Ningbo Force Auto Part Co., Ltd



Item NO. 25411  
1"B.S. 2000LBS Ratchet Tie Down 4pcs Pack



Item NO. 35131  
1.5"B.S. 5500LBS Ratchet Tie Down 1pc Pack



Item NO. 35132  
1.5"B.S. 5500LBS Ratchet Tie Down 1pc Pack



Item NO. 35133  
1.5"B.S. 5500LBS Ratchet Tie Down 1pc Pack



Item NO. 35134  
1.5"B.S. 5500LBS Ratchet Tie Down 1pc Pack



Item NO. 35135  
1.5"B.S. 5500LBS Ratchet Tie Down 1pc Pack



Item NO. 50125  
2"B.S. 4000LBS Lashing Strap with Tow Hooks



Item NO. 50151  
2"B.S. 10000LBS Ratchet Tie Down



Item NO. 50152  
2"B.S. 10000LBS Ratchet Tie Down



Item NO. 50153  
2"B.S. 10000LBS Ratchet Tie Down



Item NO. 50181  
2"B.S. 18000LBS Recovery Strap



Item NO. ES01  
Elastic Straps with Wire Hooks 2pcs Pack





# Ningbo Force Auto Part Co., Ltd



Item NO. TS505G  
2"LC 2,500KG Towing Strap

Item NO. 25101  
1"B.S. 400KG Ratchet Lashing In Blister Packing



Item NO. 25102  
1"B.S. 1000LBS Ratchet Lashing In Blister Packing

Item NO. 25201  
1"B.S. 1500LBS Ratchet Tie Down 2pcs Pack



Item NO. 25202  
1"B.S. 1500LBS Ratchet Tie Down 2pcs Pack



Item NO. 25203  
1"B.S. 1500LBS Ratchet Tie Down 2pcs Pack



Item NO. 25401  
1"B.S. 1500LBS Ratchet Tie Down 4pcs Pack



Item NO. 25402  
1"B.S. 1500LBS Ratchet Tie Down 4pcs Pack

Item NO. 25403  
1"B.S. 1500LBS Ratchet Tie Down 4pcs Pack



Item NO. 25404  
1"B.S. 1500LBS Ratchet Tie Down 4pcs Pack



Item NO. 25405  
1"B.S. 1500LBS Ratchet Tie Down 4pcs Pack



Item NO. 25406  
1"B.S. 1500LBS Ratchet Tie Down 4pcs Pack



Item NO. 25407  
1"B.S. 1500LBS Ratchet Tie Down 4pcs Pack

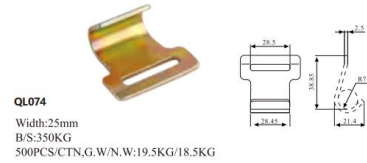


Item NO. 25408  
1"B.S. 1500LBS Ratchet Tie Down 4pcs Pack



# **TIE DOWN ACCESSORIES**

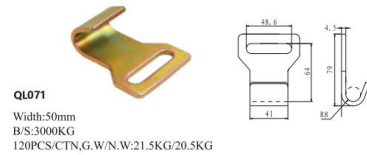




**QL074**  
Width:25mm  
B/S:350KG  
500PCS/CTN,G.W/N.W:19.5KG/18.5KG



**QL072**  
Width:25mm  
B/S:1600KG  
200PCS/CTN,G.W/N.W:15KG/14KG



**QL071**  
Width:50mm  
B/S:3000KG  
120PCS/CTN,G.W/N.W:21.5KG/20.5KG



**QL021**  
Width:50mm  
B/S:4500KG  
80PCS/CTN,G.W/N.W:26.5KG/25.5KG

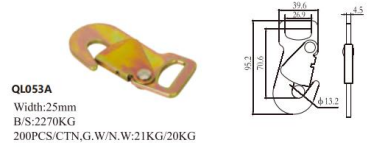


**QL030**  
Width:75mm  
B/S:7000KG  
60PCS/CTN,G.W/N.W:25KG/24KG




**QL042**  
Width:100mm  
B/S:7000KG  
60PCS/CTN,G.W/N.W:28KG/27KG

**SNAP HOOK**



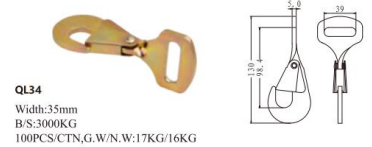
**QL053A**  
Width:25mm  
B/S:2270KG  
200PCS/CTN,G.W/N.W:21KG/20KG



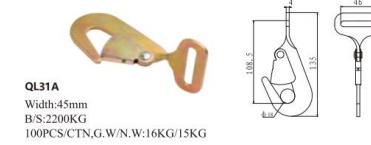
**QL51**  
Width:50mm  
B/S:2700KG  
200PCS/CTN,G.W/N.W:32.5KG/31.5KG



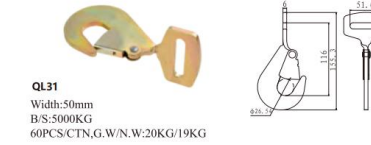
**QL32**  
Width:50mm  
B/S:5000KG  
100PCS/CTN,G.W/N.W:32KG/31KG



**QL34**  
Width:35mm  
B/S:3000KG  
100PCS/CTN,G.W/N.W:17KG/16KG




**QL31A**  
Width:45mm  
B/S:2200KG  
100PCS/CTN,G.W/N.W:16KG/15KG



**QL31**  
Width:50mm  
B/S:5000KG  
60PCS/CTN,G.W/N.W:20KG/19KG

**RING**



**QL22**  
Square ring  
B/S:2500KG  
200PCS/CTN,G.W/N.W:21KG/20KG




**QL12**  
Rectangle ring  
B/S:2500KG  
200PCS/CTN,G.W/N.W:16KG/15KG



**QL13**  
Window ring  
B/S:3000KG  
200PCS/CTN,G.W/N.W:19KG/18KG



**QL14**  
D ring  
B/S:6000KG  
100PCS/CTN,G.W/N.W:27.5KG/26.5KG



**QLDR1**  
Eye ring  
B/S:8500KG  
50PCS/CTN,G.W/N.W:18.5KG/17.5KG



**QL16**  
D ring  
B/S:2700KG  
500PCS/CTN,G.W/N.W:15KG/14KG



**QL061**  
Flat delta ring  
B/S:5000KG  
250PCS/CTN,G.W/N.W:28KG/27KG

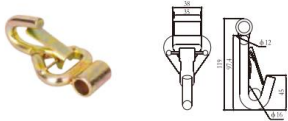


Forged delta ring

Item No.	B/S KG	A mm	B mm	C mm	D mm	QTY PCS/ CTN	G.W KG	N.W KG
SYDR3	8000	79	59.2	16	15.2	50	17	16
SYDR4	9000	103	73.2	20	17.5	30	21	20

**QL310A**

Width:35mm  
B/S:3000KG  
50PCS/CTN,G.W/N.W:15KG/14.5KG



**QL315+D24**

Width:40mm  
B/S:3000KG  
100PCS/CTN,G.W/N.W:26KG/25KG



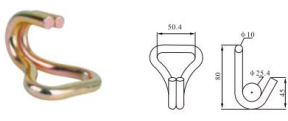
**QL302**

Width:45mm  
B/S:3000KG  
100PCS/CTN,G.W/N.W:21.5KG/20.5KG



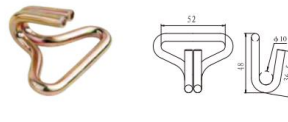
**QL504**

Width:50mm  
B/S:2250KG  
100PCS/CTN,G.W/N.W:20KG/19KG



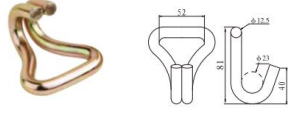
**QL304**

Width:50mm  
B/S:1100KG  
400PCS/CTN,G.W/N.W:24.5KG/23.5KG



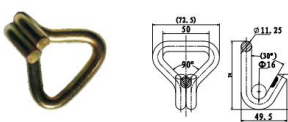
**QL501**

Width:50mm  
B/S:5000KG  
100PCS/CTN,G.W/N.W:29KG/28KG



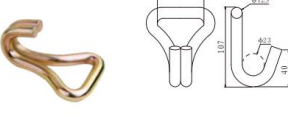
**QL501G**

Width:50mm  
B/S:5000KG  
100PCS/CTN,G.W/N.W:23KG/24KG



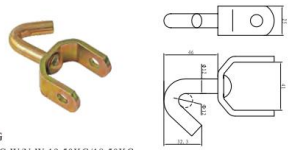
**QL502**

Width:50mm  
B/S:5000KG  
70PCS/CTN,G.W/N.W:26.5KG/25.5KG



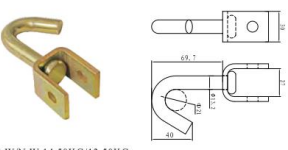
**QL507B**

B/S: 3000KG  
100PCS/CTN,G.W/N.W:19.50KG/18.50KG



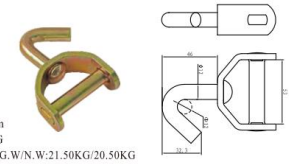
**QL507G**

B/S: 3000KG  
100PCS/CTN,G.W/N.W:14.50KG/13.50KG



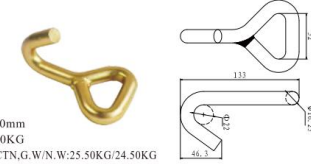
**QL508B**

Width: 50mm  
B/S: 3000KG  
100PCS/CTN,G.W/N.W:21.50KG/20.50KG



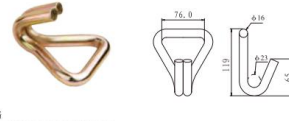
**QL531**

Width: 50mm  
B/S: 5000KG  
100PCS/CTN,G.W/N.W:25.50KG/24.50KG



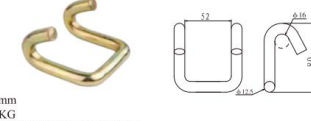
**QL700**

Width:75mm  
B/S:10000KG  
40PCS/CTN,G.W/N.W:26KG/25KG



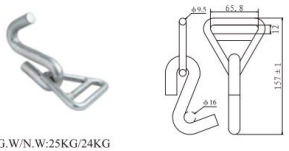
**QL520**

Width:50mm  
B/S:5000KG  
100PCS/CTN,G.W/N.W:27KG/26KG



**QL510**

Width:50mm  
B/S:4000KG  
50PCS/CTN,G.W/N.W:25KG/24KG



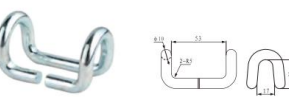
**QL309+D19**

Width:50mm  
B/S:5000KG  
50PCS/CTN,G.W/N.W:17.5KG/16.5KG



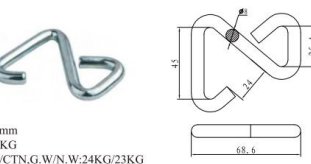
**QL802**

Width:50mm  
B/S:2000KG  
100PCS/CTN,G.W/N.W:15KG/14KG



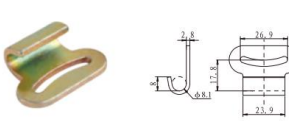
**QL255**

Width:25mm  
B/S:1250KG  
1000PCS/CTN,G.W/N.W:24KG/23KG



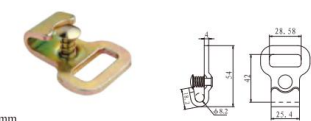
**QL73**

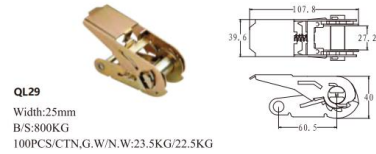
Width:25mm  
B/S:1250KG  
1000PCS/CTN,G.W/N.W:24KG/23KG



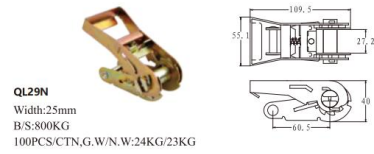
**QL10**

Width:25mm  
B/S:1600KG  
200PCS/CTN,G.W/N.W:22KG/21KG







**QL29**  
Width:25mm  
B/S:800KG  
100PCS/CTN,G.W/N.W:23.5KG/22.5KG



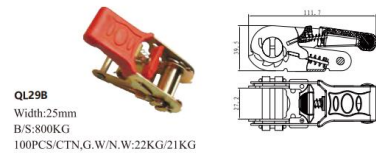
**QL29N**  
Width:25mm  
B/S:800KG  
100PCS/CTN,G.W/N.W:24KG/23KG



**QL29stainless steel**  
Width:25mm  
B/S:800KG  
100PCS/CTN,G.W/N.W:23KG/22KG



**QL29A**  
Width:25mm  
B/S:800KG  
100PCS/CTN,G.W/N.W:23KG/22KG



**QL29B**  
Width:25mm  
B/S:800KG  
100PCS/CTN,G.W/N.W:22KG/21KG



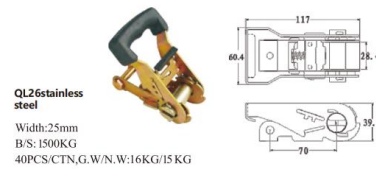
**QL25**  
Width:25mm  
B/S:1500KG  
40PCS/CTN,G.W/N.W:15KG/14KG



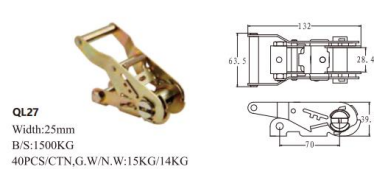
**QL26**  
Width:25mm  
B/S:1500KG  
40PCS/CTN,G.W/N.W:15KG/14KG



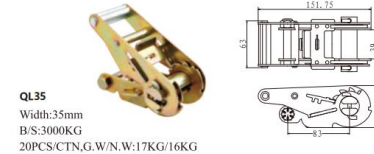
**QL26C**  
Width: 25mm  
B/S:1875KG  
40PCS/CTN,G.W/N.W:15KG/14KG



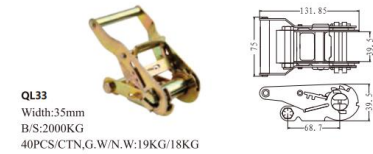
**QL26stainless steel**  
Width:25mm  
B/S:1500KG  
40PCS/CTN,G.W/N.W:16KG/15KG



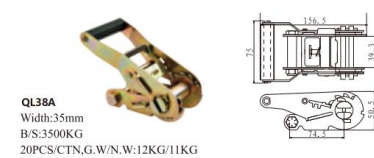
**QL27**  
Width:25mm  
B/S:1500KG  
40PCS/CTN,G.W/N.W:15KG/14KG



**QL35**  
Width:35mm  
B/S:3000KG  
20PCS/CTN,G.W/N.W:17KG/16KG



**QL33**  
Width:35mm  
B/S:2000KG  
40PCS/CTN,G.W/N.W:19KG/18KG



**QL38A**  
Width:35mm  
B/S:3500KG  
20PCS/CTN,G.W/N.W:12KG/11KG



**QL32**  
Width:35mm  
B/S:2500KG  
40PCS/CTN,G.W/N.W:19KG/18KG



**QL32A**  
Width:35mm  
B/S:910KG  
840PCS/CTN,G.W/N.W:19KG/18KG



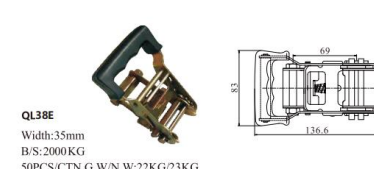
**QL32C**  
Width:35mm  
B/S:1500KG  
40PCS/CTN,G.W/N.W:20KG/19KG



**QL31R-A**  
Width:50mm  
B/S:3000KG  
20PCS/CTN,G.W/N.W:17KG/16KG



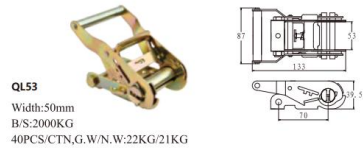
**QL38F**  
Width:35mm  
B/S:1500KG  
40PCS/CTN,G.W/N.W:20KG/19KG



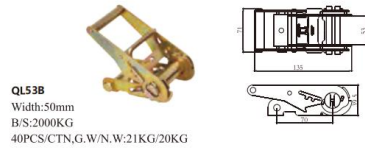
**QL38E**  
Width:35mm  
B/S:2000KG  
50PCS/CTN,G.W/N.W:22KG/23KG



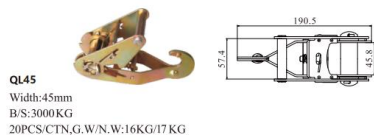
**QL53Z**  
Width:50mm  
B/S:2000KG  
15PCS/CTN,G.W/N.W:11KG/12KG



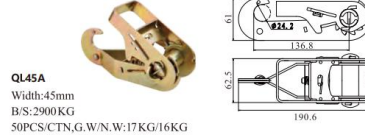
**QL53**  
Width:50mm  
B/S:2000KG  
40PCS/CTN,G.W/N.W:22KG/21KG




**QL53B**  
Width:50mm  
B/S:2000KG  
40PCS/CTN,G.W/N.W:21KG/20KG



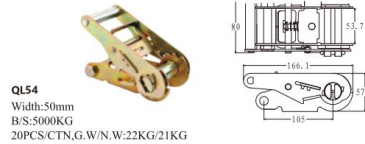
**QL45**  
Width:45mm  
B/S:3000KG  
20PCS/CTN,G.W/N.W:16KG/17KG



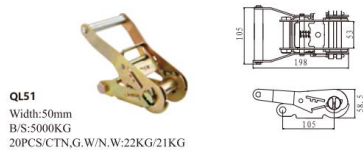
**QL45A**  
Width:45mm  
B/S:2900KG  
50PCS/CTN,G.W/N.W:17KG/16KG



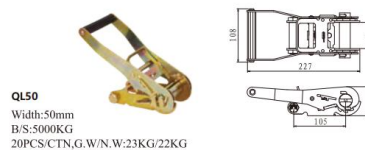
**QL50P**  
Width:50mm  
B/S:5000KG  
20PCS/CTN,G.W/N.W:24KG/23KG



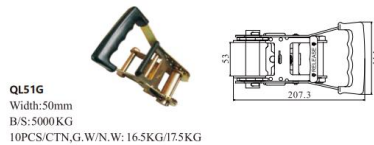
**QL54**  
Width:50mm  
B/S:5000KG  
20PCS/CTN,G.W/N.W:22KG/21KG



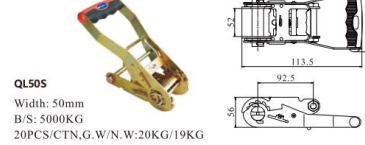
**QL51**  
Width:50mm  
B/S:5000KG  
20PCS/CTN,G.W/N.W:22KG/21KG



**QL50**  
Width:50mm  
B/S:5000KG  
20PCS/CTN,G.W/N.W:23KG/22KG



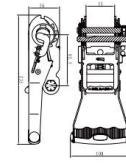
**QL51G**  
Width:50mm  
B/S:5000KG  
10PCS/CTN,G.W/N.W:16.5KG/17.5KG



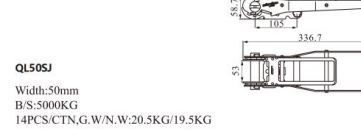
**QL50S**  
Width:50mm  
B/S:5000KG  
20PCS/CTN,G.W/N.W:20KG/19KG



**QL53B**  
Width:50mm  
B/S:5000KG  
20PCS/CTN,G.W/N.W:21KG/20KG



**QL505G**  
Width:50mm  
B/S:5000KG  
15PCS/CTN,G.W/N.W:22KG/21KG



**QL505J**  
Width:50mm  
B/S:5000KG  
14PCS/CTN,G.W/N.W:20.5KG/19.5KG



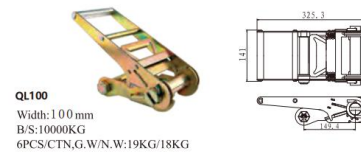
**QL505T**  
Width:50mm  
B/S:5000KG  
10PCS/CTN,G.W/N.W:22KG/21KG



**QL505J**  
Width:50mm  
B/S:5000KG  
16PCS/CTN,G.W/N.W:26.5KG/25.5KG



**QL75**  
Width:75mm  
B/S:10000KG  
20PCS/CTN,G.W/N.W:17KG/16KG



**QL100**  
Width:100mm  
B/S:10000KG  
6PCS/CTN,G.W/N.W:19KG/18KG

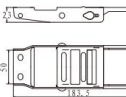


**QL50**  
Width:150mm  
B/S:20000KG  
2PCS/CTN,G.W/N.W:23.5KG/22.5KG

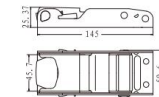
## OVERCERTRE BUCKLE

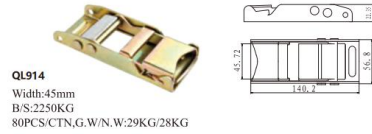


**QLB13**  
Width:50mm  
B/S:860KG  
100PCS/CTN,G.W/N.W:28KG/27KG

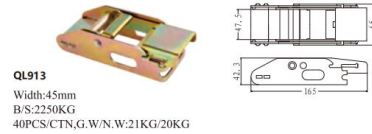


**QL915N**  
Width:45mm  
B/S:1500KG  
80PCS/CTN,G.W/N.W:28.5KG/27.5KG

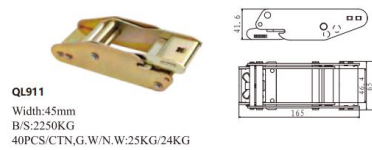




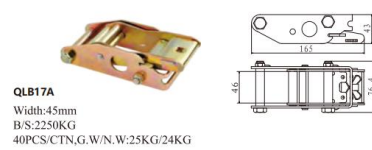
**QL914**  
Width:45mm  
B/S:2250KG  
80PCS/CTN,G.W/N.W:29KG/28KG



**QL913**  
Width:45mm  
B/S:2250KG  
40PCS/CTN,G.W/N.W:21KG/20KG



**QL911**  
Width:45mm  
B/S:2250KG  
40PCS/CTN,G.W/N.W:25KG/24KG

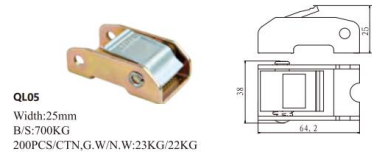


**QL817A**  
Width:45mm  
B/S:2250KG  
40PCS/CTN,G.W/N.W:25KG/24KG


**CAM BUCKLE**



**QL06**  
Width:25mm  
B/S:300KG  
400PCS/CTN,G.W/N.W:31.5KG/30.5KG



**QL05**  
Width:25mm  
B/S:700KG  
200PCS/CTN,G.W/N.W:23KG/22KG



**QL05N**  
Width:25mm  
B/S:800KG  
150PCS/CTN,G.W/N.W:28KG/27KG



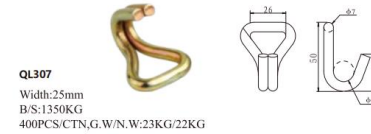
**QL03**  
Width:50mm  
B/S:1100KG  
100PCS/CTN,G.W/N.W:27KG/26KG

**WIRE HOOK**



White Zinc  
Vinyl Coated

Item No.	B/S KG	A mm	B mm	C mm	D mm	Qty PCS/ CTN	G.W KG	N.W KG
S50	220	107	25	28	8	250	24	23
S150	700	107	25	28	8	250	24	23
S220	1000	108	25	25	8.5	250	24.5	23.5
S250	1100	120	27	33	9.5	120	18	17
S330	1500	121	28	28	10	120	19	18



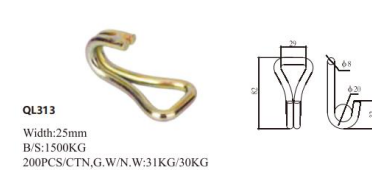
**QL307**  
Width:25mm  
B/S:1350KG  
400PCS/CTN,G.W/N.W:23KG/22KG



**QL307A**  
Width:25mm  
B/S:1500KG  
300PCS/CTN,G.W/N.W:25KG/24KG



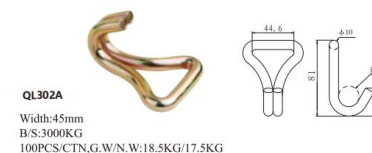
**QL303**  
Width:25mm  
B/S:1100KG  
400PCS/CTN,G.W/N.W:18.5KG/17.5KG



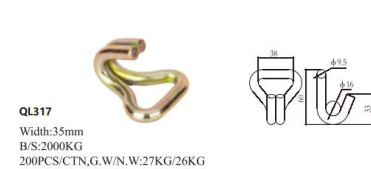
**QL313**  
Width:25mm  
B/S:1500KG  
200PCS/CTN,G.W/N.W:31KG/30KG



**QL308+D21A**  
Width:25mm  
B/S:1500KG  
200PCS/CTN,G.W/N.W:25KG/24KG



**QL302A**  
Width:45mm  
B/S:3000KG  
100PCS/CTN,G.W/N.W:18.5KG/17.5KG



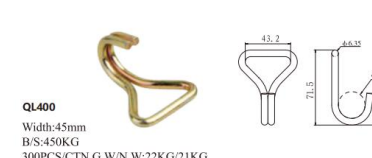
**QL317**  
Width:35mm  
B/S:2000KG  
200PCS/CTN,G.W/N.W:27KG/26KG



**QL316**  
Width:35mm  
B/S:2000KG  
200PCS/CTN,G.W/N.W:21KG/20KG




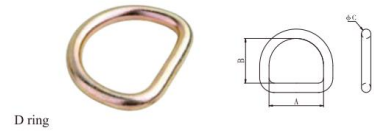
**QL314**  
Width:35mm  
B/S:3000KG  
50PCS/CTN,G.W/N.W:15.5KG/15KG



**QL400**  
Width:45mm  
B/S:450KG  
300PCS/CTN,G.W/N.W:22KG/21KG

# E-TRACK SYSTEMS





D ring

Item No.	B/S KG	A mm	B mm	C mm	QTY PCS/ CTN	G.W KG	N.W KG
D14	1300	26	23	6	500	13.5	12.5
D15	1300	28.3	23.8	6.35	500	13	12
D18	2200	52.5	43	9	200	19	18
D18A	3600	52	48	10	200	25	24




O ring

Item No.	B/S KG	A mm	B mm	QTY PCS/ CTN	G.W KG	N.W KG
SYDR3A	4000	76	9.5	150	22	21
SYDR2A	2250	44.4	7.2	500	26	25
SYDR2B	4500	50	10	200	23	22


## TRACK FITTINGS



**QL028**  
Width:25mm  
B/S:1000KG  
1000PCS/CTN,G.W/N.W:9KG/8KG



**QL013**  
Width:25mm  
B/S:1100KG  
500PCS/CTN,G.W/N.W:16KG/15KG



**QL023**  
Width:50mm  
B/S:2200KG  
300PCS/CTN,G.W/N.W:20.5KG/19.5KG



**QL024**  
Width:50mm  
B/S:3000KG  
300PCS/CTN,G.W/N.W:16KG/15KG



**QL019**  
Width:45mm  
B/S:800KG  
400PCS/CTN,G.W/N.W:17KG/16KG



**QL019**  
Series E/A spring fitting  
B/S:2000KG  
300PCS/CTN,G.W/N.W:29KG/28KG



**QL1010**  
Series E/A 3-piece fitting  
B/S:1350KG  
300PCS/CTN,G.W/N.W:16KG/15KG



**F018A**  
Series F butterfly track fitting  
B/S:900KG  
800PCS/CTN,G.W/N.W:25KG/24KG



**QL02**  
B/S:3000KG  
200PCS/CTN, G.W/N.W:31KG/20KG



**QL01-0**  
Double stud fitting W/O ring  
B/S:2700KG  
200PCS/CTN,G.W/N.W:28KG/27KG



**QL03-0**  
Double stud fitting W/pear ring  
B/S:2700KG  
150PCS/CTN,G.W/N.W:26.5KG/25.5KG



**QL07**  
Single stud fitting W/O ring  
B/S:1500KG  
500PCS/CTN,G.W/N.W:24.5KG/23.5KG



**QL092**  
Series F track hook  
B/S:1000KG  
200PCS/CTN,G.W/N.W:17KG/16KG



**QL01**  
Double stud fitting  
B/S:2700KG  
250PCS/CTN,G.W/N.W:23.5KG/22.5KG



**QL03**  
Double stud fitting  
B/S:2700KG  
220PCS/CTN,G.W/N.W:28.5KG/27.5KG



**QL01-P**  
Double stud fitting W/pear ring  
B/S:2700KG  
200PCS/CTN,G.W/N.W:24.5KG/23.5KG



**QL08**  
Series E/A fitting W/O ring  
B/S:2700KG  
100PCS/CTN,G.W/N.W:20KG/19KG



**QL07C**  
Stud Fitting Single Aluminum With Round Ring.  
200PCS/CTN, G.W/N.W:10KG/9KG





**QL01**  
Series E/A fitting W/O ring  
B/S:1850KG  
100PCS/CTN,G.W/N.W:15.5KG/15KG

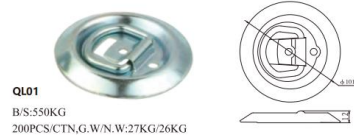


**QL018A**  
Series E/A fitting W/Triangle ring  
B/S:1850KG  
100PCS/CTN,G.W/N.W:15.5KG/15KG

**RECESSED PAN FITTING**



**QL08**  
B/S:700KG  
150PCS/CTN,G.W/N.W:13.5KG/12.5KG



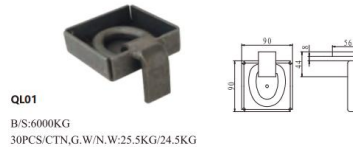
**QL01**  
B/S:550KG  
200PCS/CTN,G.W/N.W:27KG/26KG



**QL10**  
B/S:2250KG  
40PCS/CTN,G.W/N.W:21KG/20KG




**QL06**  
B/S:2500KG  
50PCS/CTN,G.W/N.W:33.5KG/32.5KG




**QL01**  
B/S:6000KG  
30PCS/CTN,G.W/N.W:25.5KG/24.5KG



**QL05**  
B/S:2500KG  
50PCS/CTN,G.W/N.W:29.5KG/28.5KG




**QL03**  
B/S:6000KG  
30PCS/CTN,G.W/N.W:23.5KG/22.5KG



**QL09**  
B/S:2500KG  
30PCS/CTN,G.W/N.W:28KG/27KG



**QL36A**  
Chrome Toggle Anchor Point,Bulk  
8PCS/CTN, G.W/N.W:2.00KG/1.50KG



**QL07**  
BS:5000KG  
50PCS/CTN,G.W/N.W:31KG/30KG

**CHAIN ANCHOR**



Item No	Part No	Chain	Accessories Forged Hook	Connecting Ring	Working Length (mm)	Bs(kg)	Surface Treatment	Net Weight (kg)	Gross Weight (kg)	Package
83001	CA12-2	27 x 12.6 x 8	3/8	50.5	290	4690	Dichromate plated	21.2	22.2	25
83031	CA18B-2	24 x 11 x 8	3/8	53	800	4690	Dichromate plated	22.8	23.8	15



Item No	Part No	Chain	Accessories Forged Hook	Connecting Ring	Working Length (mm)	Bs(kg)	Surface Treatment	Net Weight (kg)	Gross Weight (kg)	Package
83009	CA18	27 x 12.6 x 8	3/8	Elliptical ring	468	7500	Dichromate plated	18.9	19.9	



Item No	Part No	Chain	Accessories Forged Hook	Connecting Ring	Working Length (mm)	Bs(kg)	Surface Treatment	Net Weight (kg)	Gross Weight (kg)	Package
83010	CA18-1	30 x 13 x 10	3/8	75	450	7350	Dichromate plated	21.7	22.7	
83013	CA18-3	30 x 13 x 10	3/8	105	2640	7350	Dichromate plated	26.2	27.2	
83014	CA18-4	30 x 13 x 10	3/8	105	457	7440	Dichromate plated	18	19	
83015	CA18-5	38 x 18 x 11	3/8	79	168	7350	Dichromate plated	16.3	17.3	
83016	CA18-6	38 x 18 x 11	3/8	110	155	7350	Dichromate plated	23.2	24.2	



Item No	Part No	Accessories Forged Hook	Connecting Ring	Working Length (mm)	Bs(kg)	Surface Treatment	Net Weight (kg)	Gross Weight (kg)	Package
83017	CA19	9.5	66 62 12	130	7500	Dichromate plated	17	18	30
83017	CA19-5	16	61 58 11	157	5440	Dichromate plated	20.4	21.4	50
83017	CA19-6	16	55 31 10	155	5440	Dichromate plated	17.5	18.5	50

**QL100**

Steel Round Series F Bar  
Adjustable Range:96" to 111"  
W.L.L.:500lbs/227kgs,Tube Diameter:1.66"  
100pcs/pallet, G.W/N.W:940kgs/920kgs,14.5cuft



**QL101**

Steel Square Series F Bar  
Adjustable Range:96" to 111"  
W.L.L.:1000lbs/454kgs,Tube Diameter:2"  
80pcs/pallet, G.W/N.W:1020kgs/1000kgs,17.5cuft

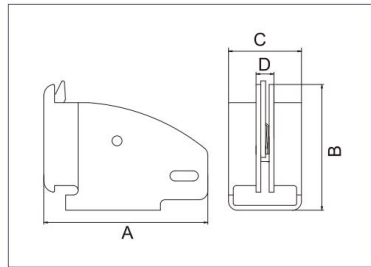



**QL200D**

F Track Shoring Bar W/handles 24mm Ends 2172mm-2631mm  
100pcs/pallet, G.W/N.W:685kg/675kg

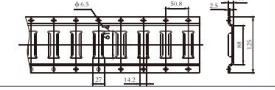


Item No.	B/S lbs	A mm	B mm	C mm	D mm	Q'ty pcs/ctn	G.W kgs	N.W kgs
SYS-1	1400	110	84.4	48.9	12	40	19	18
SYS-2	1400	110	84.4	48.9	12	40	18.5	17.5
SYS-3	1400	110	84.4	96.5	12	40	24	23

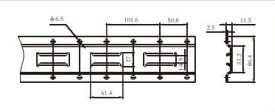


QUALITY CONNECT WORLDWIDE  
WIN THE FUTURE

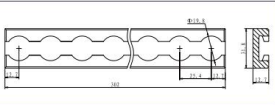
**ETH**




**ETV**



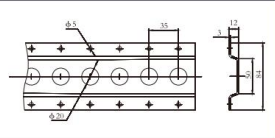
**ETM**



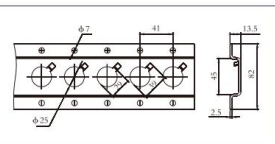
**ETL**



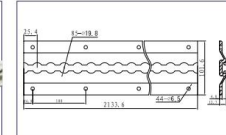
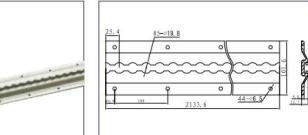
**ETD-2**




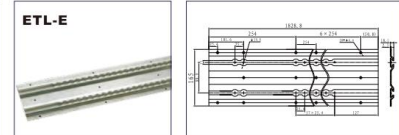
**ETD-1**



**ETL-C**

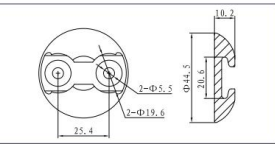


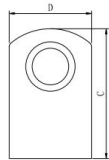
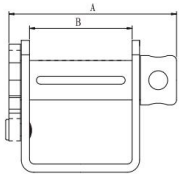
**ETL-E**



**QL258**

Airline-lashing Point,aluminium  
500PCS/CTN,G.W/N.W:11.50KG/11.00KG





Item No.	A mm	B mm	C mm	D mm	Qty pcs/ctn	G.W kgs	N.W kgs
TW410	204	124	140	90	5	20.5	19.5
TW401	204	124	158	90	5	22	21
TW411	204	124	140	90	5	21.5	20.5
TW402	204	124	158	90	5	24.5	23.5
TW1860	206	124	140	90	5	22.5	21.5
TW419	204	124	175	100	5	24.3	23.3
TW420	204	124	190	100	5	26.5	25.5
TW1820	273	195	155	100	5	28.5	27.5
TW449	265	165	155	100	5	32	31
TW450	309	165	155	100	5	34	33
TW452	257	180	155	100	4	27	26
TW451	175	76	150	100	5	21	20
TW415	230	60	200	70	5	17.5	16.5
TW1890	225	84	225	100	5	28	27
TW200	125	53	102	75	20	32	31
TW200A	149.5	53	102	75	20	35	34
TW201	132	53	102	75	20	33	32
TW201A	128	53	102	75	20	28	27
TW202	125	53	102	75	20	32	31
TW202B	125	53	114.3	75	20	32.5	31.5
W5-1	160	58	100	60	20	27	26
CW5B-2S	174	63	100	60	20	37	36
CW5-1S	160	58	140	60	20	39	38
CW5-2S	125	58	100	70	12	26.2	25.2

**QL100T**

Steel Tube Series E Beam  
Adjustable Range:91.5" to 102.5"

Decking/Vertical W.L.L:1500lbs/680kgs  
Shoring/Horizontal W.L.L:1500lbs/680kgs  
60pcs/pallet, G.W/N.W:960kgs/940kgs,26cuft



**QL100L**

Aluminum Tube Series E Beam  
Adjustable Range:85.5" to 96.5"

Decking/Vertical W.L.L:2200lbs/1000kgs  
Shoring/Horizontal W.L.L:2200lbs/1000kgs  
100pcs/pallet, G.W/N.W:830kgs/790kgs,42cuft



**QL100LH**

Heavy Duty Aluminum Tube Series E Beam  
Adjustable Range:83.7" to 94.7"

Decking/Vertical W.L.L:3000lbs/1360kgs  
Shoring/Horizontal W.L.L:2500lbs/1130kgs  
100pcs/pallet, G.W/N.W:1200kgs/1160kgs,42cuft



Item No.	Steel Plate Thickness,mm	Length mm	Qty pcs/ctn	G.W kgs	N.W kgs	Volume cuft
SYE-1	3	314.5	14	25.5	24.5	0.73
SYE-2	3.5	314.5	14	27	26	0.73
SYE-3	4	314.5	14	29	28	0.73
SYE-7	3	457.2	10	25.5	24.5	0.73

**E BEAM END**



**SYE-G**

Locking Beam End  
10pcs/ctn,G.W/N.W:27.5kgs/26.5kgs,0.7cuft



**SYE-PIN**

Attaching Pin  
500pcs/ctn,G.W/N.W:30kgs/29kgs,0.3cuft



**SYE-CL**

Insert Tube  
10pcs/ctn, G.W/N.W: 16kg/15kg



# TRUCK WINCH



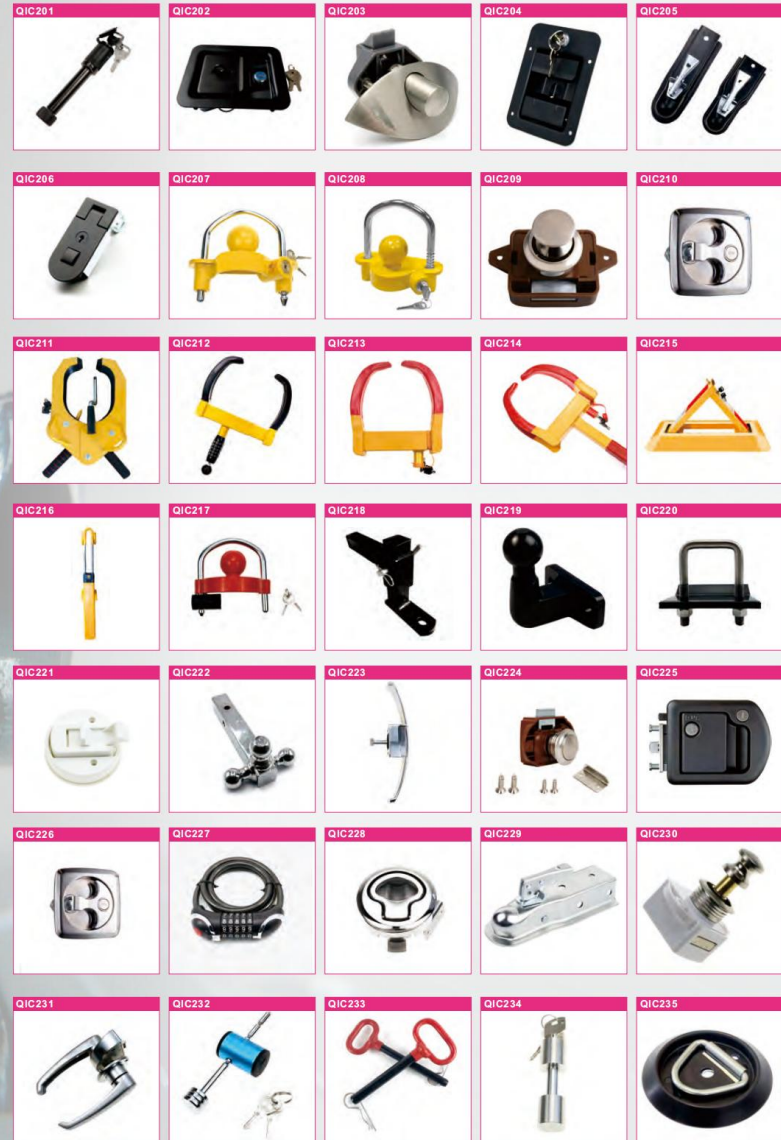
## TRUCK WINCH



## LASHING WINCH



# LOCK



► Corporate Mission

Companies actively innovation leading the industry trend.  
Make employees happy man!  
For the social development of science and technology to create value!

► Vision

Become the trustworthy enterprise

► Enterprise idea

Sincerity, professional governance industry, innovation, industrial  
development, Ming shing industry

